





KIDS To KIDS

Third edition

Look out world, because kids are leading the way!



**Making the world
a better place.**





Kids To Kids is an invitation. It is an invitation to YOU to join in mission leadership with hundreds of Disciples Kids and United Church of Christ Kids who are doing mission work across North America and around the world.

In these pages you will find not only mission projects but ideas for Bible study, prayers, songs, and fund-raising. And this is only the beginning. You are the leaders and you can add your own imagination to these pages. Write your own stories, sing your own songs. And don't forget to share your ideas with others.

These pages are full of new Kids To Kids Mission Projects. Check back often because new projects are being added all the time.



Table of Contents

Getting Started

Top Ten List For Leaders

Mission Projects

- You Spy *Old Favorites!*
- Ready, Set, Go
- Fill the Backpack
- Your Help Adds Up

New Mission Projects!

- Love Kits for Kids
- Kids Makin' Music
- Bongani Orphan Care Program

Keep your eyes out for more to come!

Group Activities

Ways to Publicize

Fund-Raising

Art Smart

Your Thoughts

Donating \$\$\$



Getting Started & Keeping It Going


Top Ten List for Leaders

This List is For **You**, because you are the leaders.

You make the choices and **You** do the mission work.

Kick Back with some other members of your group and check out "The Top Ten List for Leaders."

- 1 Explore.** What to do is up to You! Look through all the Kids to Kids Mission Projects. You can find them in this book or on the Kids to Kids web site: www.discipleshomemissions.org. (Save this site in your web browser's favorites to see new projects and other information.) And look around your neighborhood. Where is God leading your group to serve?
- 2 Dream.** No limits! Have a brainstorming session. If you can imagine it, it can happen.
- 3 Pray.** In a few moments of quiet, lift-up to God all the ideas you have dreamed up. Ask God to guide your group. Watch and listen for the ways God will lead you.



4 Talk. Include all the members of your group. Get suggestions from adults—sponsors, ministers, parents, elders.

5 Plan. Set goals. Make a timetable. What will you do? How cool will it be?


6 Take a deep breath. It's decision time. Check out the Fund-Raising section for some money making ideas.

7 Dive in! Just do it! What a difference you will make!

8 Evaluate and celebrate. Check the Group Activities for some ideas.

9 Share your ideas. Offer your best ideas to other Disciples Kids To Kids groups. Let's Hear It from You!

10 Don't stop! Keep the giving going. Begin to plan for other Kids To Kids Projects.



You might want to keep this Top Ten List page handy. Print it out. Enlarge it. Decorate it. Add your ideas to it. Tack it to a bulletin board in your Sunday school or youth group room.

**Have a suggestion? Need Help or more information?
Contact the Kids To Kids Office**

Write! Email: kedwards@dhm.disciples.org
cmetts@dhm.disciples.org


Call Toll Free!
Phone: (888) 346-2631
Ask for Kids To Kids Office



You Spy

Look around your neighborhood

What's going on in
your own church...
your own neighborhood...
your own community?
Are there kids
who need your help?
This is your chance
to make a difference.



What you can do:



Take a look around.

Are there kids who may need help? Talk with others about what you could do.



Pray about it.



Make a contact with the help of your pastor or Kids To Kids leader.



Make a commitment to help.



Be ready to learn from those you are helping.



Be as open to receiving from others as you are to giving.



Let the Kids To Kids office in Disciples Home Missions know what you do.

To learn more about what you can do to help kids in your neighborhood contact us.

If you've got questions about Kids To Kids, we've got answers.

Click! www.discipleshomemissions.org

Call! (888) 346-2631

Ask for Kids To Kids Office


Write!

Kids To Kids, P.O. Box 1986
Indianapolis, IN 46206-1986

Ready, Set, Go

Week of Compassion

When disasters strike—such as earthquakes, floods, hurricanes, or even war—Disciples’ Week of Compassion must be there with help PRONTO! When help is needed in the first few hours of a crisis—before special offerings can be taken or other social service and government organizations have time to mobilize—your GO fund will help Week of Compassion be there to provide emergency supplies and assistance for kids and their families.



What you can do:



Pray for the victims of disasters, locally and globally, and the persons who serve them.



Learn about how church-wide disaster response works through Disciples’ Week of Compassion.



Send cards, letters, or drawings to children who are disaster victims.



Prepare “Gifts of the Heart” recovery kits for disaster situations.

To learn more about how you can help Week of Compassion and receive information on where and how to send your gifts contact us.

If you’ve got questions about Kids To Kids, we’ve got answers.

Click! www.discipleshomemissions.org

Call! (888) 346-2631


Ask for Kids To Kids Office

Write!

Kids To Kids, P.O. Box 1986
Indianapolis, IN 46206-1986




Fill the Backpack

Thousands of refugee kids come to the United States and Canada each year. Most arrive with little more than the clothes on their backs. They come with their families who are escaping dangerous situations in other countries. Can you imagine leaving your home to travel thousands of miles away with less than you could even carry in your backpack?



Disciples families welcome refugee families in many ways. Some refugees come by plane and are welcomed by their sponsors at the airport. Some come by boat arriving off the coast of Florida and are welcomed by Church World Service. And some walk across the Texas/Mexico border and are welcomed by Southwest Good Samaritan Ministries. All of these kids need to be welcomed and you can help.

What you can do:

-  **Pray for refugee kids and their families.** Send welcome letters for Disciples to use in greeting these kids.
-  **Collect Toys, school supplies, or books** for refugee children.
-  **Fill a backpack or give money to buy clothing and other supplies** to help these kids get settled in their new country.

To learn more about how you can help welcome refugee families to the United States and receive information on where and how to send your gifts contact us.

If you've got questions, we've got answers.

Click! www.discipleshomemissions.org

Call! (888) 346-2631


Ask for Kids To Kids Office

Write!




Kids To Kids, P.O. Box 1986
Indianapolis, IN 46206-1986

Your Help Adds Up

All Peoples Christian Center is in the middle of an area of Los Angeles where families have little money. Kids in the neighborhood come to All Peoples for all sorts of help—with family problems, school problems, or sometimes just needing a place to hang out and talk. Many kids come to the after-school program, where they find help with their homework and, in some cases, help with learning English. Kids at All Peoples need your help with their after-school program. They need calculators, English/Spanish dictionaries, wall maps, globes, and other school supplies.



What you can do:

-  **Pray for kids at the All Peoples Christian Center.**
-  **Collect Calculators** or other school supplies to send to the Center.
-  **Become a pen pal.** All Peoples kids would like to learn more about where you live and tell you what life is like in central Los Angeles. So, make friends!

Materials, school supplies, etc may be directed to:

Attention: Julio Ramos
 All Peoples Christian Center
 822 E. 20th St.
 Los Angeles, CA 90011

If you've got questions about Kids To Kids, we've got answers.

Click! www.discipleshomemissions.org

Call! (888) 346-2631


Ask for Kids To Kids Office

Write!

Kids To Kids, P.O. Box 1986
 Indianapolis, IN 46206-1986

Love Kits for Kids

Sometimes, because of wars, crop failures, or natural disasters, kids in other parts of the world have a hard time finding enough good food to eat. They don't have money for clothes and supplies so they can't attend school. Through The Global Ministries Child Sponsorship Program, you can give support to kids who need help in India, The Philippines, and Israel.



What you can do:



Pray for kids around the World



Show God's love by sending cards, letters, and drawings.



Sponsor a Child.

The cost for sponsoring a child is approximately \$25 to \$30 a month or \$300 to \$360 for a year.

Your Sunday School class, youth group, or whole church can sponsor a child by contacting:

Child Sponsorship Program, Global Ministries,
700 Prospect, 7th Floor, Cleveland, OH 44115-1100

(216) 736-3222 email:lawrenc1@ucc.org

 **Make and Send "Love Kits for Kids" or send a contribution.**



Love Kits for School and Home (cost for one kit is about \$10-15)

Crayons

Rulers

Ballpoint pens

Coloring books

White paper

Markers

New or gently used

toys for small children

Pencils

Colored pencils

Writing tablets

Puzzles

Colored paper

Erasers

Story Books with lots of pictures
and few English words



Love Kits for Health (cost for one kit is about \$15-20)

Toothbrushes & toothpaste

Socks for kids, all sizes

T-shirts for kids, all sizes

Hair clips & covered hair bands

Underwear for boys & girls, all sizes

Send "Love Kits" to any or all of the following Global Ministries partner centers:

Family Village Farm - toddlers to 18 years
c/o Mrs. Sheila Mahima Rufusi, Kasam - Katpadi Vellore 632 007,
N. A. Dist., Tamil Nadu, South India

Kalauman Development Center, Inc. - preschool to 18 years
c/o Mrs. Liberty Murillo, Silliman University Campus,
Dumaguete City 6200 Philippines

Rawdat El Zuhur - preschool to 13 years
c/o Mrs. Salwa Zananiri, Bab El Zahreh, P. O. Box 19796, Jerusalem, Israel

Tibetan Children's Village - toddlers to 18 years
c/o Dekyi Tashi, Dharamsala Cantt 176216, Distt. Kangra H. P. India



How to pack and send a Love Kit:

Make sure the box is no bigger than 79" total (1 X length + 2X width + 2X height = 79"). No single side can be longer than 42". Pack it tight, tight, tight! No empty spaces allowed. Make sure your kit is ready to take a very long journey. This is your chance to use lots of tape. Put your address inside the box. Include a return label that is easy to read.

Address your package with ALL the mailing information. Don't forget the Country. On the outside of the box, write clearly: books, etc. with no commercial value, or second-hand materials with no commercial value. This may keep the center from having to pay an import tax. It would be great if you could send a \$10.00 gift for each box to help cover the cost of any import taxes. Make checks payable to **Disciples Home Missions**. Write on the check what the money is for, like "KIDS To KIDS Love Kits" or "Love Kits import tax."

Shipping by boat is the cheapest way to mail the boxes. However, it will take a very long time to get there, at least three months. When you mail your Love Kits, you will have to fill out form #2976A at the post office. Put the "value" at "zero" and write "used items - no commercial value."

Mail "Love Kits" directly to the mission location.

Mail money gifts to:

KIDS To KIDS Office
Disciples Home Missions
P.O. Box 1986
Indianapolis, IN 46206



If you've got questions about Kids To Kids, we've got answers.

Click! www.discipleshomemissions.org

Call! (888) 346-2631

Ask for Kids To Kids Office

Write!
Kids To Kids, P.O. Box 1986
Indianapolis, IN 46206-1986

Kids Makin' Music

Kentucky Appalachian Ministry

Kentucky Appalachian Ministry (KAM) is a mission center of the Christian Church (Disciples of Christ). KAM is teaming up with Appalshop in Whitesburg, Kentucky to help children and teens learn to play traditional mountain instruments.

Appalshop is a multi-disciplinary arts and education center producing original films, video, theater, music and spoken-word recordings, radio, photography, multimedia, and books in the heart of Appalachia.

Many of Appalshop's education and training programs involve children and youth, and support community efforts to solve their own problems in ways that are fair for everyone.







Appalshop is also the home to many outstanding teachers who will provide music lessons to our Kids Makin' Music partners.

Music is a wonderful way to help girls and boys in Appalachia say "YES" to whom they are and where they live.

Mountain music includes many different kinds of music. KAM Kids have fun singing mountain folk songs, learning a Cherokee Indian dance, or just listening to other kids play traditional music. These may be things you like to do as well. No matter where you live in North America (perhaps you too live in the Appalachian Mountains.), you can encourage Kids through the Kids Makin' Music Project.



What you can do:

-  **Pray** that Music will help kids in Appalachia hold their heritage.
-  **Send musical supplies** such as guitar strings (approximate cost \$12 per set), violin strings (approximate cost \$35 per set) or money to purchase these items.
-  **Send musical instruments.** Just e-mail KAM and we will supply you with the cost of used instruments—Appalshop teachers are always on the lookout for low cost used instruments for their students. Wouldn't it be great to know that you provided a banjo that a little boy or girl will enjoy for a lifetime!
-  **Send a CD of music you enjoy** or that celebrates your heritage.
-  **Send letters** which include stories about you, where you live, and what games you like to play.
-  **Give money** for KAM to purchase the supplies needed for the Kids Makin' Music Project.

When you become a Kids Makin' Music partner, we will send you a CD of traditional Appalachian songs and dances. You can also talk directly to the kids who make the music! A conference call can be set up between your kid's group and Kid's Makin' Music Kids. Contact Lon Oliver, lon@ccinky.net for details.

To learn more about KAM:

Lon Oliver
7125 Red Mile Road,
Lexington KY, 40504

Email: lon@ccinky.net


www.kentuckyappalachianministry.com

To learn more about traditional mountain music and culture:

www.appalshop.org

If you've got questions about Kids To Kids, we've got answers.

 www.discipleshomemissions.org

 (888) 346-2631

Ask for Kids To Kids Office



Kids To Kids, P.O. Box 1986
Indianapolis, IN 46206-1986

Bongani Orphan Care Program

United Congregational Church of Southern Africa, Zimbabwe Synod

The parents of many children in Africa, and other continents also, have died of HIV/AIDS. HIV is a virus that makes people so ill their bodies can't fight off any germs. This illness is called AIDS (Acquired Immune Deficiency Syndrome). If you want to know more about AIDS, ask your parents, pastor or youth leader to help you find information.






In October 1998, some of the United Congregational Churches in Zimbabwe started the Bongani (Bone-GHAN-ee) Orphan Care Program to help children whose parents have died of HIV/AIDS. Children come to this program when they are sick, when they need money for school fees and supplies, and when they need food and shelter.

Some of the children, whose parents have died of HIV/AIDS, go to live with other family members, such as elderly grandparents. All of these children have important jobs to do at home. Sometimes they help care for the elderly grandparents, with whom they live. Volunteers from 12 local churches work with the Bongani Orphan Care Program to teach older children skills to help their families. They learn things like typing, sewing, bread-making, and crafts. Sometimes the volunteers are able to help these older children find part-time jobs. The volunteers provide the younger children with opportunities to go to school and to attend camp programs.

Volunteers also plan fun times, like birthday parties for all of the children. They make sure that children feel very special on their birthdays.



What you can do:

-  **Pray for kids around the world.**
-  **Pray that a cure** for HIV/AIDS will be found soon.
-  **Send money** (it doesn't matter how much or how little). Your money will go to help cover school and camp fees, housing costs, clothing, and food.
-  **Make and send birthday cards.**
-  **Make and send decorations** for birthday parties and other celebrations.

If you do send cards and party supplies, it would be great if you could send a \$10.00 gift for each box to help cover the cost of any import taxes. Make checks payable to **Disciples Home Missions**. Write on the check what the money is for, like "Bongani Kits" or "Bongani import tax."

Money gifts, cards, and party supplies for Bongani Orphan Care Program may be directed to:

Global Ministries
Office for Resource Development
P. O. Box 1986
Indianapolis IN, 46206

Email: gifts@dom.disciples.org
Phone: (317) 713-2555
Fax: (317) 635-4323

Bible Study, Prayer, and Worship

Your group may want to try this Bible study and group discussion in church school or at a youth group meeting. You may want to continue your discussion by using the prayer litany or prayer of dedication also offered in this guide.

This Bible study is a good way to get kids in your church talking about Kids To Kids projects.

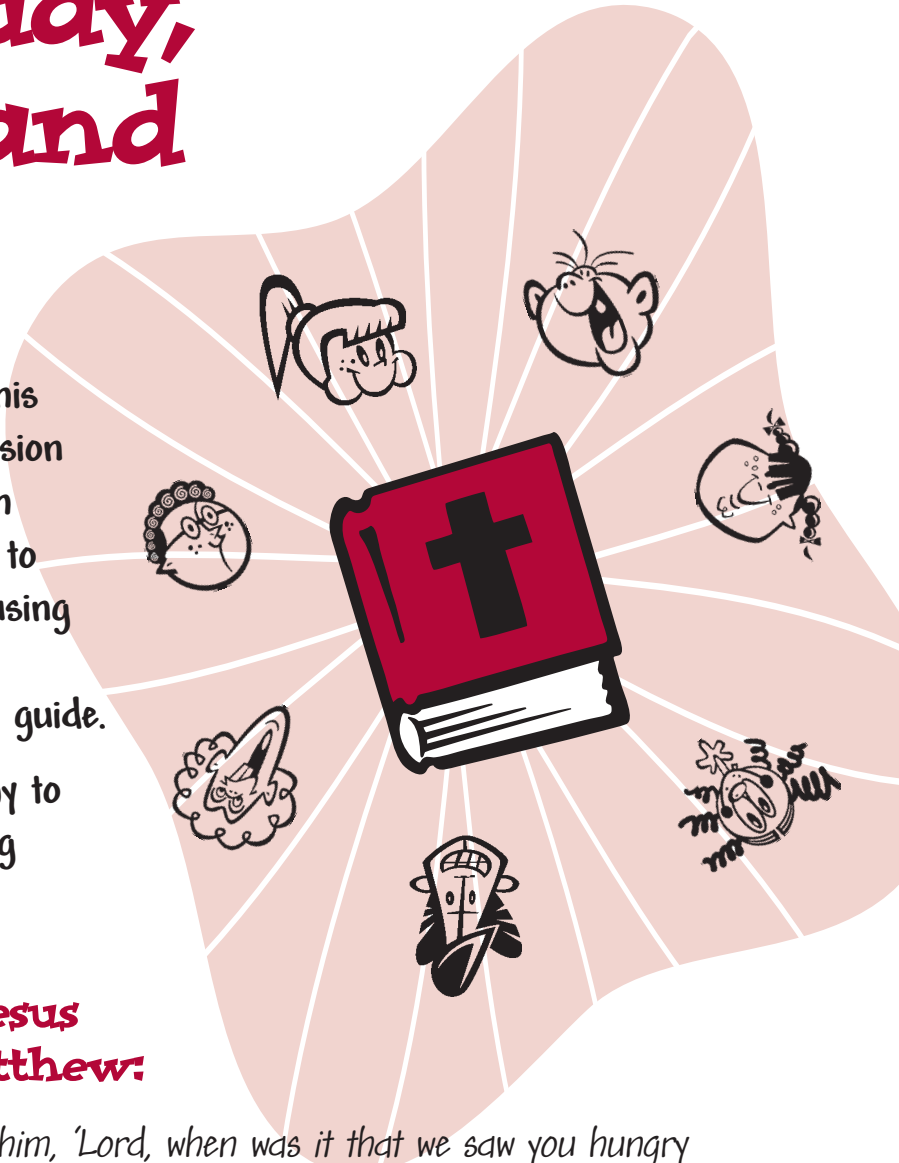
Read the words of Jesus from the book of Matthew:

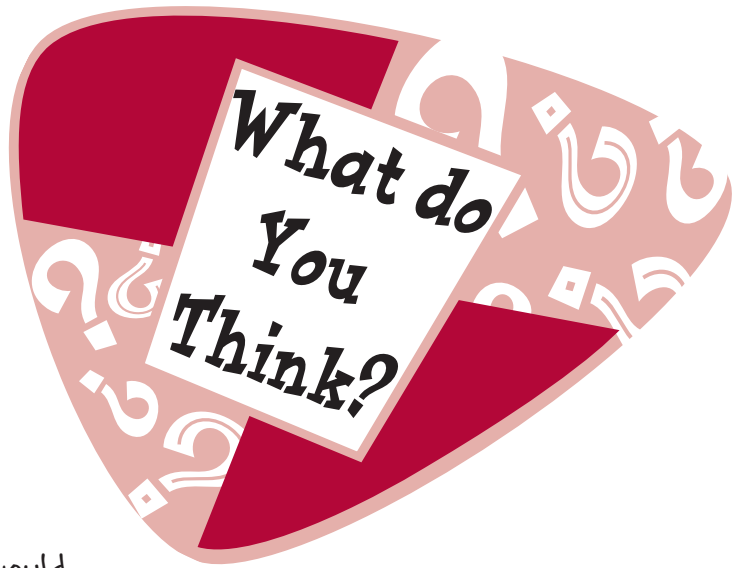
"Then the righteous will answer him, 'Lord, when was it that we saw you hungry and gave you food, or thirsty and gave you something to drink? And when was it that we saw you a stranger and welcomed you, or naked and gave you clothing? And, when was it that we saw you sick or in prison and visited you?' And the King will answer them, 'Truly I tell you, just as you did it to one of the least of these who are members of my family, you did it to me.'"

-Matthew 25:37-40 NRSV

Note:

These verses come from a longer story that you may want to read.






- 1.** What do you think this scripture about how we should see and relate to other people.
- 2.** What do you think it really means to see Christ in another person? How would seeing Christ in others change the way you would act toward them?
- 3.** What if you were a kid in need of food, shelter, clothing or other basics? How would you want others to see you? What would you want them to say to you? To do for you? To do together with you?
- 4.** What do you think we can learn from people, especially other kids, who are in need?
- 5.** Kids To Kids ministry, throughout North America and around the world, is helping kids who have some very basic needs. Thinking about Jesus' words, what do you think your group might do to help kids who are in the following situations? List all of your ideas. (If you get stuck, look through this Leader's Guide for help.) some ideas to get you started:
 - A family with kids who lives down the street from your church and seems like they don't have much money.
 - Kids in Argentina who don't have enough to eat.
 - A girl at your school who tells you her dad lost his job and she doesn't have lunch money anymore. Kids who, in the future, may be affected by a sudden disaster such as a hurricane, earthquake, or terrorism. (Note: Is there anything we can do to be instantly ready to help these kids, even though we don't know where the next disaster might strike? What kinds of things would kids in these situations need?)
- 6.** Do you think that helping others in need may help them come to know Christ? Why or why not? How do you think kids in need may see Christ in you?

A Prayer Litany for Ministry

Here's another idea you can use in a worship service, in church school, or in meetings where your group works on Kids To Kids projects. You can write your own litany or revise this litany to personalize it for your church. You can have a different kid read each "Leader" part, or have one kid read all of the "Leader" parts.



Leader: *Loving God, in the midst of our daily lives, we remember.*

Response: *We remember, O God.*

Leader: *As we worry about waiting too long at drive-in windows, vending machines that don't work, and stewed tomatoes in the school cafeteria,*

Response: *We remember kids who go to bed hungry each night and who have no choices about what they eat.*

Everyone: *We remember, O God.*

Leader: *As we worry about getting to stay up late, having to share our room, or needing a bigger closet to hold all of our stuff,*

Response: *We remember kids who don't have a room, a place to sleep, or even a shelter to call home.*

Everyone: *We remember, O God.*

Prayer Litany (Continued)

Leader: *As we worry about buying name-brand clothes, sports shoes, compact discs, and computer games,*

Response: *We remember kids who have no money to buy clothes, shoes, music, or toys.*

Everyone: *We remember, O God.*

Leader: *As we worry about taking out the garbage, doing the dishes, and getting yelled at for talking too long on the phone,*

Response: *We remember kids who have been abused, abandoned, or don't have a family to call their own.*

Everyone: *We remember, O God.*

Leader: *As we worry about math homework, taking pop quizzes, and turning in science projects,*

Response: *We remember kids who don't have a school, pencils, papers, books, or other opportunities to learn.*

Everyone: *We remember, O God.*

Leader: *Creator God, we thank you for giving us the spirit of your love, to see our own worries as blessings. As Kids To Kids united, we remember the worries and needs of others. We give thanks for our church, the promise and hope of the gospel, and the opportunity to both serve and learn from others in the name of Jesus Christ.*

Response: *As Kids To Kids, remembering, serving, and learning from others, we thank you, O God.
Amen.*

A Prayer Dedication

How about dedicating your Kids To Kids offering money, or items you have collected, with a dedication prayer during a Sunday morning worship service? You may want to seek your pastor's help with this idea. Working with your pastor, get together and write your own prayer.

Here's a sample to get you started:

Creator God, you have commanded us to love one another and to give to others as we have received.

In the name of kids around the corner and across the world who are poor, hungry, homeless, abused, sick, alone, or in any kind of trouble, we the Kids of (insert name of your church) and this congregation dedicate this offering out of gratefulness for your blessings upon our own lives and those of our families and friends.

O God, We ask your blessings upon this offering and our Kids To Kids ministry, We pray that you will use us and our gifts as your messengers of healing and hopefulness in the world. Grant that, as we serve and learn from our sisters and brothers in other places, we may come to more fully know your grace and love, through Jesus Christ our Lord.

Amen.

Creating a Prayer Covenant

You may want to ask members of your church to support your Kids To Kids ministry by covenanting to pray daily for your work during a week, month, or other period of time.

You can use a piece of poster board to create a prayer covenant board that members of your church can sign to pledge their prayerful support. You can get signatures during the coffee hour or right after worship outside the door of your sanctuary. Your prayer covenant board can be placed on a church bulletin board, as a visible reminder of your ministry and need for supportive prayers.

A Song to Sing About Kids To Kids

To the tune of
Beethoven's
"Ode to Joy"

Kids To Kids, we join together,
Kids To Kids, forevermore.
As Disciples, helping others,
Sharing in one ministry.
Ever mindful of the Gospel
Jesus' words unite our hearts.
Kids To Kids, our world is better
As we work to share Christ's love.

From the Bongani to the U.S.,
From Yakama to India,
God gives us a great new vision
Of a world where kids are safe.
Some are hungry, some are frightened,
But they are kids just like us
Wanting, sharing hope and promise
In a sad and hurting world.

Kids To Kids, we join together
Knowing God will work through us.
Just one group and few in number
But we make a difference.
We learn from others, as we serve them
We build bridges as we share,
Across the world, around our corner
Kids To Kids we're everywhere!



More Songs to Sing!

Writing song lyrics is fun. You may want to go through some hymns, find hymn tunes that aren't copyrighted by the author, write new words, and publish a mini-hymnal for Kids To Kids. Or, you may want to think about writing Kids To Kids songs to the tunes of popular songs, kids songs, or even rap or hip-hop music.

If someone in your church has a video camera, you could even make a Kids To Kids music video and show it during coffee hour at church!

Ideas!



What's Your Theme?

Nifty Things to do to Raise Friends and Funds

A good idea is to try and use the same theme for your fundraisers as the projects you are working on.

Examples:

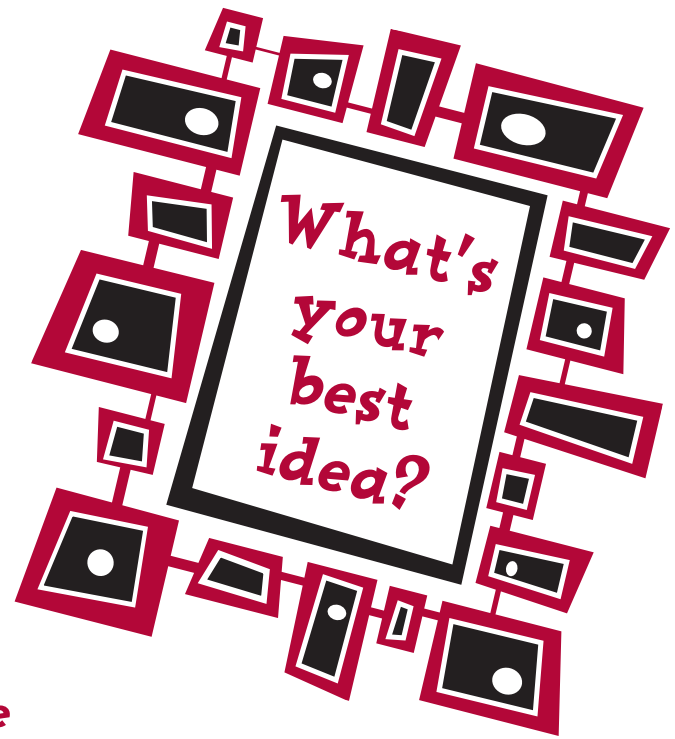
If you are working to raise money for the project to provide school supplies for the kids at All Peoples Christian Center, you may want to have a back-to-school sale. At this sale, you could sell used school clothes as well as school-related supplies such as old backpacks, purses, and lunch boxes or bags.

If you decide to work on the project to raise money for Fill the Backpack, you may want to have a backpack sale.

If you're trying to help the Yakama kids raise money for afterschool programs, you may want to stage an art show, a jump rope contest, or a baseball game.

As you can see the possibilities are endless!

Don't forget to go to the Kids To Kids response page and share



Ways to Publicize Kids To Kids

Lets Make a Mobile

Your Kids To Kids project logo shapes will make a great mobile. You can hang it from the ceiling in a hallway to draw attention to your ministry.

1. Cut out the Kids To Kids shapes and enlarge them on a photo copy machine.
2. Make a round ring about 12 inches wide from some heavy wire.
3. Hang the round ring from the ceiling horizontally with some heavy string or wire.
4. Attach strings to each of the shapes and hang them from the wire at differing levels, until the ring balances.
5. If you don't have a round ring, or the wire to make one, you can also use a coat hanger.



Sandwich Boards

(Hint: It's Not Something You Eat)

If you've watched a lot of old movies or TV sitcoms, you've probably seen lots of sandwich board signs. These are large signs that you wear, with a message on the front and back. You may want to make a sandwich board or two and have members of your group wear them around between church school and church.

Signs, Signs, Everywhere

There are lots of ways to make signs and the “art smart” ideas included in the Leader’s Guide will help you. But, what about where you put your signs when they’re done?

Some places not to forget: church restrooms (where you have a really captive audience!) And your parking lot. Be creative and think about where people in your church tend to gather and talk.


Disciples in Disguise

Have you ever wanted to dress up like a teddy bear carrying a giant toothbrush? Wow – it’s great that Kids To Kids ministry is giving you an excuse to try it!

Making costumes out of the Kids To Kids project symbols is a really cool way to call attention to your ministry.

Here’s how to do it.

- 1.** Go to an art or office supply store and buy sheets of foam board. You’ll want two large sheets for every person you plan to dress as a Kids To Kids symbol—one for the front of the person, and one for the back.
- 2.** Use an overhead projector to enlarge and draw the symbols onto tissue paper that you can then transfer to the foam board.
- 3.** Color or paint the symbols. Be creative! You may want to use things like glitter or ribbon, too.
- 4.** Fasten two boards together at the top with some rope or wire, leaving room for someone to stick their head through. The idea is to create a hole where the person can put the two boards over their head and then balance both a front and back board on their shoulders.



Cool
Idea!

Worship Banners

Worship banners are a great way to call attention to Kids To Kids ministry. You can make them and hang them in your sanctuary, march in with them during a special worship service, or hang them in hallways or in your church school room.

Here are some ideas for making banners

- 1.** Go to a fabric or craft store and buy fabric in bright colors
- 2.** Buy fabric paints, glitter, colorful ribbons or cords, sequins, beads, and other accents to decorate banners
- 3.** Use the clip art at the end of this Leader's Guide to make patterns and enlarge them. Use these patterns, create variations on them, or invent patterns of your own. (Don't forget to send us a photo when you're finished!)

Let your
imagination
go bonkers!



Silly Skits

A skit can be a great way to draw attention to your Kids To Kids ministry. To help get you started in creating your own, here are some ideas:

- 1.** Think of a popular television commercial and write your own version of it. Ask your pastor if you can do this commercial during announcement time during Sunday worship. For example: An announcer says, "Hey, Jane Doe or John! You've just won the Boston Marathon, the NBA playoffs, American Idol, and the publisher's sweepstakes in one day. What are you going to do now?" The character says, "I'm going to help Kids To Kids. How about you?" The announcer then offers a "pitch" for the type of help or support your group needs.
- 2.** Have someone in your group pretend to be a news correspondent or anchor person and do a news report about your incredible ministry.
- 3.** Take a popular game show, get some volunteer contestants and turn it into a game to educate persons in your church about Kids To Kids ministry.
- 4.** Pretend that a group of you are sitting on an airplane or bus and talking about all of the places you are going, relating them to Kids To Kids projects. For example, one person says, "Yes, I'm on my way to the Tibetan Children's Village. Children there are in need of socks to keep their feet warm, you know, and the church really needs to help." End with a tag line that says something like, "You can go with us as we go out to serve the world in the name of Christ. Help support Kids To Kids by giving your prayers, time, and money. Thank you!"



Other Skit Ideas

Here are two simple skit ideas you can easily adapt to the Kids To Kids projects you're promoting. The second one provides a way to collect gifts of money for your project during church or church school.

Growing the Kids To Kids Garden

Props Needed: A flower planter partially filled with dirt and a small garden shovel.

Characters Needed: Two—one to be the Gardener and one to be the Gardener's Friend.

(Scene opens with the Gardener digging in the dirt, as though he/she is preparing to plant something. The Gardener's Friend enters.)

Gardener's Friend: *Hi! What are you doing?*

Gardener: *Oh, not much...it's just that in church school this week we talked about how we have fertile ground at our church for growing Kids To Kids ministry. So, I just thought I'd go ahead and start getting some of our ground ready.*

Gardener's Friend: *Wait a minute! That's not what we meant.*

Gardener: *How's that?*

Gardener's Friend: *We don't grow Kids To Kids ministry by actually planting something in the ground! We grow it by our youth joining with other Disciples Kids church wide. We grow it by connecting with kids across North America, and around the world, who need our love and help. And, our church has fertile ground because, not only do we have a great group of energetic, spirit-filled kids, we have lots of great adults here who will support us in this ministry.*

Gardener: *So, we don't need to plant anything after all?*

Gardener's Friend: *We'll be planting seeds of action, commitment to the*



Gospel, and the love of Jesus Christ in our world. (Here, you'll want to describe the Kids To Kids project(s) your group is working on and what help is needed from your congregation.)

Gardener: (picking up the flower planter and shovel) Well, I guess we won't need this ground prepared, after all. Sounds like we have lots bigger ground to cover with Kids To Kids! Let's get started!

(Both characters exit. At this point, your pastor or an announcer can make a follow-up announcement about whatever help or support is needed from your congregation for Kids To Kids.)

Kids Make Our World Complete

Note: This skit is a visual exercise that would be good to do during children's sermon or minute for mission time at your church. You can involve as many or as few people as you want in this skit, depending on the size of your room. The purpose of this skit is to ask for help from your entire congregation for your Kids To Kids project(s).

Announcer: (from your Kids To Kids group) Good morning! I'm here with several of our church youth who are involved with a special ministry called Kids To Kids. We'd like to talk about this ministry with the help of some of you adults here in our congregation. Could some adults come forward and volunteer to help us for a moment?

Note: The idea here is to stretch a line of people, touching outstretched hands, from:

- 1** One wall of your church to another or
- 2** From the front door to the communion table or
- 3** In a circle, completely around your sanctuary. The approach you use will depend on the size of your church and your congregation.

When your volunteers come forward, have each kid in your group stand between two adults. When your line is completed, you should have an unbroken chain of people—adult, kid, adult touching outstretched hands.

Announcer: We now have a human chain completely connecting us from (insert your two connecting points here). At this point, I'd like to ask the adults to remain in place and our kids to take one step forward.

(Pause while this happens.)

Announcer: As you can see, without the connection of our church's kids, we aren't a whole and complete church. Likewise, our ministry of Kids To Kids is about our church's kids, joining with Disciples Kids throughout North America, and linking up to create a complete connection throughout the world making it a more whole and united world in the spirit of the Gospel. Right now, in our Kids To Kids group, we're working to... (Here, you briefly explain your Kids To Kids project(s) But, we can't do this alone. Could the adults now take one step forward and rejoin the connection with our kids?

(Pause while this happens.)

Announcer: As we need each other's help here to complete our connection and move forward as a whole congregation, our Kids To Kids ministry needs the help of each and every person in this church as we reach out and join with other Disciples kids to touch the whole world. You can help us by (here, you briefly ask for the help/support you need from your congregation). As you can see, it takes both kids and adults to make our church complete. And, it will take the connection of Disciples kids and adults everywhere to help Kids To Kids really make a difference in our huge world. Won't you make that connection with us today? Thank you for your help



Ideas for Real Fun and Major Fund-Raising

Get your whole church and community involved by staging a giant contest and fund-raiser. Think about some of the kids games you have played and how you could get large numbers of people involved in a special event involving these games.

How about staging the World's Largest Musical Chairs Game?

Participants pay a fee to enter. The game is played as usual, except – with dozens or even hundreds of persons playing – you need lots of volunteers to take away bunches of chairs each time and also help as judges and registrants. The prize for the last person remaining is – what else? – a chair!

You can probably get a very nice reclining chair donated by a local furniture store. Or, you might get someone in your church to donate one. You can also probably get a local radio station to help you by providing music and/or an announcer and sound system for the event. If the weather is good, hold your event outdoors to get lots of attention. And, don't forget to alert the news media.



You've heard of Walk-A-Thons and Running Events... How about holding a Bicycle or Tricycle-A-Thon?

You can charge an entry fee and even give prizes for the best decorated bikes or trikes.

How about staging a parade to honor kids everywhere?


Draw attention to your projects, and collect gifts for your Kids To Kids ministry? Invite other churches, schools, and kid-related organizations to participate. Have an entry fee and offer prizes for the best decorated entries.

Eating Events are always fun as fund-raisers

Some ideas: an ice cream buffet; an international dinner (drawing upon food ideas where Kids To Kids ministry is taking place); an after-church brunch, with your group serving up bacon, eggs, and other goodies; a chocolate festival (where everything is chocolate!). And what about having a bake sale!



Also—how about setting up a drive-in restaurant in your church parking lot one summer night and serving up burgers, fries, shakes, and root beer? Members of your group can wait on customers at their car windows. You may want to give your event a 1950's or 60's feeling by playing music from that era and dressing like old-time, drive-in waiters and waitresses.



Looking for a really different idea?

Get an international cookbook at the library and find a recipe for fortune cookies. Type messages asking for help for your Kids To Kids ministry and bake the messages inside the cookies. Distribute the cookies during coffee hour at your church.

Fashion This!

Hold a Kids To Kids rummage sale. Clean out your closet, sell your old stuff, and use the profits to support your ministry. For special information on how to do this, call or write Kids To Kids using the contact information provided in this guide.

Now We're Cooking!

Create a Kids To Kids cookbook and sell it. You may want to include recipes from some of the places you'll be helping through your ministry. When you write to Kids To Kids pen pals, you can ask them to help with this project by sending their favorite recipes.

Something For Something.

What could you do without to help someone else?

You could buy another new dress or a pair of jeans... or help kids in India, or maybe even in your own neighborhood, who have no money to buy clothes.

You could give up one of your birthday gifts and sent it to a kid in Bongani.

You could buy another stuffed animal for yourself... or help kids in the Phillipines who need them.

You could go out for Friday night pizza with your friends... or give that up one Friday a month and instead help kids locally or globally who need food.

Small Change Adds Up!

A Good way to get small change (that really adds up!) contributed for your projects.

Decorate coffee cans, potato chip cans, and other types of cans with plastic using Kids To Kids symbols and art work. Place the cans in places where people might especially have a tendency to contribute their change—near vending machines, in the church narthex (lobby), at coffee hour, in the church, church lunches and dinners are excellent ideas.






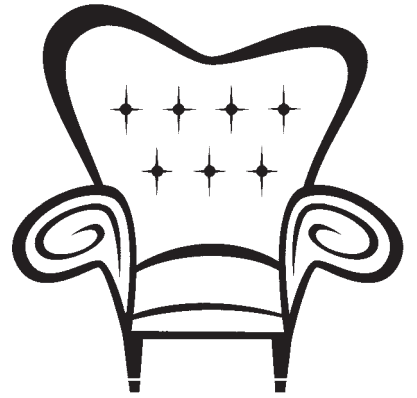

Art Smart

This art can be enlarged on a duplicating machine, or scanned onto your home computer.

Use this art to:

1. Make signs.
2. Put notices in your church bulletin or newsletter.
3. Make buttons.
4. Create fliers.
5. Make some of the other projects contained in this guide, such as worship banners and costumes.
6. Create bulletin board or table top displays.

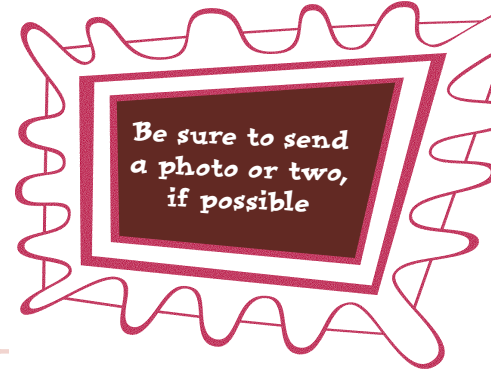




**KIDS
TO
KIDS**

Let's Hear From You!

We would like you to share your successes so we can help other groups get involved in their own Kids To Kids projects. Let us know what you think of the Kids To Kids materials and tell us your ideas about other things we could provide to help groups like yours.



Please take a few moments and tell us what's on your mind

Name of Group _____
Church Name _____
Address _____
City/State/Zip _____
Phone _____

Here's what we did with Kids To Kids Ministry in our church and community:

What we did: _____

Our Favorite Part of this ministry has been: _____

The most challenging part has been: _____

In the future we plan to: _____

You could help us by: _____

Send your response to:

Kids To Kids
Christian Church (Disciples of Christ)
P.O. Box 1986
Indianapolis, IN 46206-1986
(888) 346-2631 *Ask for Kids To Kids Office*

**Tell us more!
Use another sheet
if you need to.**

If you decide to raise money, the form below can be used to tell Kids To Kids where you would like your gifts sent. You can copy this form and use it as many times as you like.

Name of Your Group _____

Adult Leader's Name _____

Congregation _____

Address _____

City/State/Zip _____

Phone _____

We are making a donation in the amount of _____ for the following Kids To Kids project _____

Send to:

Kids To Kids
Christian Church (Disciples of Christ)
P.O. Box 1986
Indianapolis, IN 46206-1986

If you decide to raise money, the form below can be used to tell Kids To Kids where you would like your gifts sent. You can copy this form and use it as many times as you like.

Name of Your Group _____

Adult Leader's Name _____

Congregation _____

Address _____

City/State/Zip _____

Phone _____

We are making a donation in the amount of _____ for the following Kids To Kids project _____

Send to:

Kids To Kids
Christian Church (Disciples of Christ)
P.O. Box 1986
Indianapolis, IN 46206-1986